

Zh.Zh. Davletbayeva¹, Zh.K. Rysbekova², Ye.K. Zharov³

¹Head of Scientific centre on research of anti-corruption of the Academy of Public Administration under the President of the Republic of Kazakhstan, candidate of sociological science
dzhuldyz@mail.ru

²Deputy Head of Scientific centre on research of anti-corruption of the Academy of Public Administration under the President of the Republic of Kazakhstan, candidate of law science

³Leading expert of Scientific centre on research of anti-corruption of the Academy of Public Administration under the President of the Republic of Kazakhstan, master of economics
Almaty, Kazakhstan

PREVENTION OF CORRUPTION AS A FACTOR IN ENSURING THE SOCIO-ECONOMIC STABILITY OF THE STATE

Annotation

To study the basic prerequisites of the impact of the corruption on socio-economic indicators. Methods: economic-statistical analysis, extrapolation method, structural and monographic analysis, expert evaluation method. Conclusions: there is a clear correlation between the level of the perception of corruption and the level of competitiveness of the country. The influence of corruption on the level of inflation has been studied. The relationship between corruption and indicators of social development, such as the quality of life of the population and the quality of the services provided, is examined and identified. It is proved that one of the causes of poverty and social inequality is a high level of corruption. Application / Improvements: The obtained research results can be used by governments as a recommendation in the establishment of anti-corruption policy.

Key words: Level of corruption, correlation, socio-economic indicators, inflation, competitiveness, quality of life

Ж.Ж. Давлетбаева¹, Ж.К. Рысбекова², Е.К. Жаров³

¹Қазақстан Республикасы Президентінің жанындағы Мемлекеттік басқару академиясы Сыбайлас жемқорлыққа қарсы іс-қимыл мәселелерін зерделеу жөніндегі зерттеу орталығының басшысы, әлеуметтану ғылымдарының кандидаты

²Қазақстан Республикасы Президентінің жанындағы Мемлекеттік басқару академиясы Сыбайлас жемқорлыққа қарсы іс-қимыл мәселелерін зерделеу жөніндегі зерттеу орталығы басшысының орынбасары, заң ғылымдарының кандидаты

³Қазақстан Республикасы Президентінің жанындағы Мемлекеттік басқару академиясы Сыбайлас жемқорлыққа қарсы іс-қимыл мәселелерін зерделеу жөніндегі зерттеу орталығының жетекші сарапшысы, экономика магистрі
Алматы қ., Қазақстан

СЫБАЙЛАС ЖЕМҚОРЛЫҚҚА ҚАРСЫ ІС-ҚИМЫЛ МЕМЛЕКЕТТІҢ ӘЛЕУМЕТТІК-ЭКОНОМИКАЛЫҚ ТҰРАҚТЫЛЫҒЫН ҚАМТАМАСЫЗ ЕТУ ФАКТОРЫ РЕТІНДЕ

Аңдатпа

Әлеуметтік-экономикалық көрсеткіштерге сыбайлас жемқорлық әсерінің негізгі алғышарттарын зерттеу. **Әдістері:** экономика-статистикалық талдау, **экстраполяция әдісі, құрылымдық және монографиялық талдау, сарапшылық бағалау әдісі. Тұжырымдар:** Елде сыбайлас жемқорлықты қабылдау деңгейі мен баскелестікке қабілеттілік деңгейінің арасындағы анық тәуелділік байқалады. Инфляция деңгейіне сыбайлас жемқорлықтың әсері зерделенді. Сыбайлас жемқорлық және халықтың өмір сүру сапасы мен көрсетілетін қызметтер сапасы сынды әлеуметтік даму индикаторларының арасындағы байланыс қарастырылды және анықталды. Кедейлік пен әлеуметтік теңсіздіктің себептерінің бірі – сыбайлас жемқорлық және сыбайлас жемқорлыққа қарсы стратегияларды жүзеге асыру құралдарын жеткіліксіз қолданылуы екендігі дәлелденді. **Қолдану/жақсартулар:** Зерттеу-

ден алынған нәтижелердің практикалық маңызы бар және сыбайлас жемқорлыққа қарсы саясатты жүзеге асыруда үкіметпен ұсыным ретінде қолданылуы мүмкін.

Түйін сөздер: сыбайлас жемқорлық деңгейі, корреляция, әлеуметтік-экономикалық көрсеткіш, инфляция, бәсекеге қабілеттілік, өмір сүру сапасы

Ж.Ж. Давлетбаева¹, Ж.К. Рысбекова², Е.К. Жаров³

¹руководитель Исследовательского центра по изучению вопросов противодействия коррупции Академии государственного управления при Президенте Республики Казахстан, кандидат социологических наук

²заместитель руководителя Исследовательского центра по изучению вопросов противодействия коррупции Академии государственного управления при Президенте Республики Казахстан, кандидат юридических наук

³ведущий эксперт Исследовательского центра по изучению вопросов противодействия коррупции Академии государственного управления при Президенте Республики Казахстан, магистр экономики г. Алматы, Казахстан

ПРОТИВОДЕЙСТВИЕ КОРРУПЦИИ КАК ФАКТОР ОБЕСПЕЧЕНИЯ СОЦИАЛЬНО-ЭКОНОМИЧЕСКОЙ СТАБИЛЬНОСТИ ГОСУДАРСТВА

Аннотация

Исследование основных предпосылок влияния коррупции на социально-экономические показатели. Методы: экономико-статистический анализ, метод экстраполяции, структурный и монографический анализ, метод экспертных оценок. Выводы: прослеживается четкая зависимость между уровнем восприятия коррупции и уровнем конкурентоспособности страны. Изучено влияние коррупции на уровень инфляции. Рассмотрена и выявлена связь между коррупцией и индикаторами социального развития, такими как качество жизни населения и качество предоставляемых услуг. Доказано, что одной из причин бедности и социального неравенства является высокий уровень коррупции и недостаточное использование инструментов реализации антикоррупционной стратегии. Применение/улучшения: Полученные результаты исследования имеют практическую значимость и могут быть использованы правительствами в качестве рекомендации при реализации антикоррупционной политики.

Ключевые слова: уровень коррупции, корреляция, социально-экономические показатели, инфляция, конкурентоспособность, качество жизни

Introduction

Corruption has a detrimental effect on all spheres of society: the economy, the social sphere, politics. The negative consequences of the corruption include not only prevention the progressive gradual development of the society, but also pose a serious threat to the interests of the country's national security. The types of the negative impact of corruption on the socio-economic development of the country are summarized in Table 1.

Table 1. The impact of corruption on socio-economic development

Economic sphere	<ol style="list-style-type: none">1. Aggravation of the economic development2. Violation of the competitive business mechanisms3. Decrease in the attractiveness of the economy for foreign investors4. Increase in inflation5. Increased costs and, consequently, reduced productivity6. Inefficient allocation and expenditure of public funds and resources
Social sphere	<ol style="list-style-type: none">1. Decreased quality of services (education, health)2. Strengthening of property inequality3. Increasing social tension4. Lack of the equal opportunities for people5. Unwillingness of foreign states to provide humanitarian assistance6. The growth of organized crime

The socio-economic nature of corruption is demonstrated in a way that it is a reason for a decline in the quality of human capital, inefficient functioning of political institutions, undermining macroeconomic stability, etc. For example, corruption is an important factor in the socio-economic downturn in many near and far abroad countries, in particular, such as Russia, Kyrgyzstan, Ukraine, Uzbekistan, as well as Afghanistan, Venezuela, India, Paraguay and others.

Main points

In order to clarify the relationship and interdependence between the level of perception of corruption and certain socio-economic parameters of the country's development, we consider the following hypotheses.

Hypothesis №1. The impact of corruption on the economic sphere, in particular on the level of competitiveness, inflation and investment.

In order to understand exactly how corruption affects economic development, it is necessary to analyze the relationship between the main macroeconomic indicators correlating with the level of corruption. The initial data were taken: "Corruption Perceptions Index 2016" by Transparency International, "Global Competitiveness Index 2016-2017" of the World Economic Forum (hereinafter - GCI) and inflation indicators of the world. By means of the correlation analysis, the correlation between the Corruption Perception Index and such indicators as Global Competitiveness Index and inflation level (data used for 2015-2016) is examined.

In order to ensure a complete correspondence of the data obtained during the research and the actual situation, a representative sample was made of the general number of countries with different levels of perception of corruption.

Table 2. Basic macroeconomic indicators correlating with the level of corruption

Country	CPI	GCI	Inflation, %
Denmark	90	5,3	0,4
Sweden	88	5,5	0,8
Singapore	84	5,7	-0,8
Netherlands	83	5,6	0,2
UK	81	5,5	0,5
US	74	5,7	1,3
Japam	72	5,5	0,70
France	69	5,2	0,3
Poland	62	4,6	-0,8
Lithuania	59	4,6	1,5
CzechRepublic	55	4,7	0,5
Malaysia	49	5,2	2
China	40	5,0	2,3
Indonesia	37	4,5	3,8
Armenia	33	4,1	4,60
Kazakhstan	29	4,4	8,5
Russia	29	4,5	5,4
Turkmenistan	22	-	11
Nigeria	18	3,4	15,3

Source: composed by the authors on the basis of [1, 2, 3]

Corruption and competitiveness

In order to determine the relationship between the indices, figures were constructed based on the data in Table 2. Each point in the figure corresponds to one country. The trend line in the picture shows the tendency of the competitiveness index change depending on the corruption perception index calculated from statistical data (the larger the index, the lower the level of corruption).

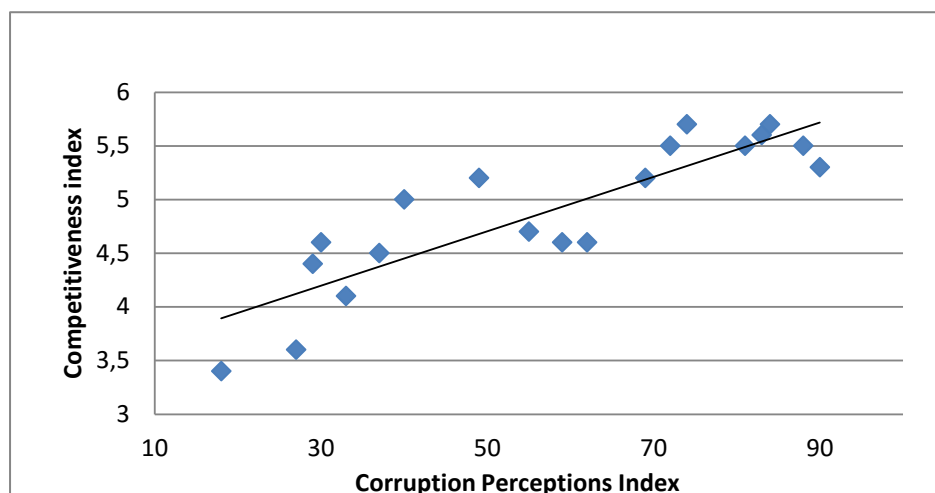


Figure 1. Corruption and competitiveness

Source: composed by the authors on the basis of [1, 2]

From the analysis of the data shown in Table 2 and Figure 1, it follows that in the world there is no country with a very high level of corruption and, at the same time, a high level of competitiveness, as well as no countries with low levels of corruption and low competitiveness. The correlation coefficient between the level of corruption and competitiveness is very high, and is equal to 0.91 (the maximum possible value is 1). The presented results confirm the fact that corruption is a key factor in reducing the competitiveness of the state.

Countries with low perceptions of corruption, such as Denmark, Finland, Sweden, Norway and Singapore, traditionally are ranked high among the most competitive countries in the world in accordance with the GCI. It should be noted that among the countries of the post-Soviet space and Eastern Europe, Kazakhstan demonstrates one of the stable positions in the global ranking of competitiveness, positioned on the 53rd place. Nevertheless, corruption is one of the main obstacles to the further growth of competitiveness of Kazakhstani enterprises and the economy as a whole.

Dependence of the level of inflation on corruption

The following figure shows the dependence of the inflation rate of the countries of the world on the index of perception of corruption. It should be noted that practically in all countries of the world with a low level of corruption the level of inflation is also very low.

It should also be emphasized that there are both direct and indirect links between inflation and corruption. Corruption affects all types of inflation - administrative, inflation of costs, inflation of price and salary growth and demand inflation. So, for example, natural monopolies by bribing government officials can lobby for higher tariffs for their services, thereby creating administrative inflation. In turn, the significant costs of bribing government officials are reflected in the growth of production costs, which consequently leads to an increase in prices for many types of goods and services.

A certain correlation between the level of corruption and inflation is also traced in Kazakhstan. In particular, according to international organizations, corruption increases the cost of goods and services in Kazakhstan by almost 50% [4], which affects the entire population of the country. Despite the economic crisis, this figure is constantly rising, which leads to a high level of inflation. Therefore, in 2015, the inflation rate for the past 10 years reached its maximum, and amounted to 13.6%, in 2016 the inflation rate varied at 8.5% [3].

In the current situation, it is necessary to strengthen work on eliminating administrative barriers, establishing effective state control and stimulating a competitive business environment.

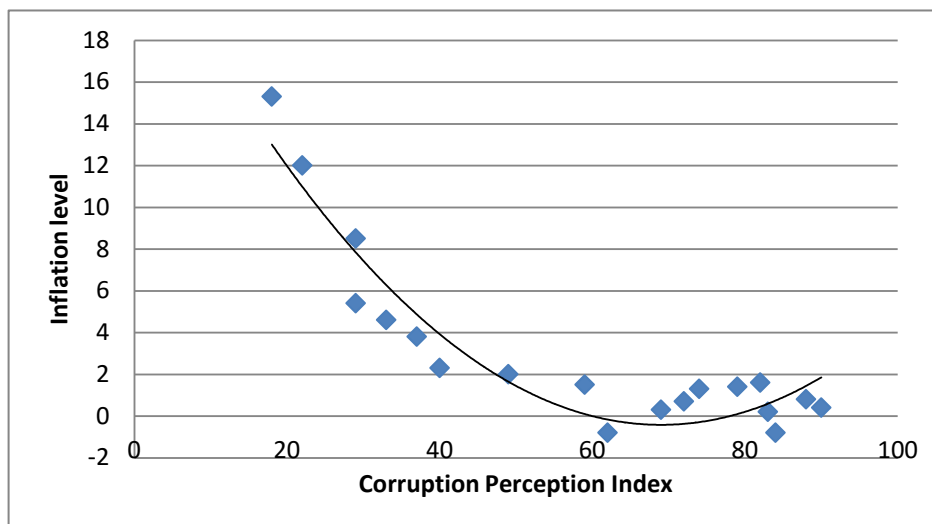


Figure 2. Dependence of the level of inflation on corruption

Source: composed by the authors on the basis of [1, 3]

Hypothesis №2. The impact of corruption on the social sphere, in particular on the quality of services provided and the level of social inequality and poverty.

The main manifestation of the negative social impact of corruption is a deterioration in the quality of life of the population, which is visible in poor socially important services and in strengthening property inequality. As a consequence of the above, the social tension of the population is growing, which is a threat not only to the economy, but also to the political stability of the country.

Reduced quality of services (education, health).

The negative impact of corruption on education and health is expressed in three main trends.

1. Corruption increases the costs of providing education and health services. In spite of the fact that formally many types of these services are fully or largely financed by the state, in reality, consumers of these services very often have to pay for them themselves. Thus, according to the organization CIET (Community Information, Empowerment, Transparency International), in various countries of the world, the number of students who are forced independently and illegally to pay for their education varies from 10% to 86% [5]. The illegal increase in the cost of public services reduces the demand for them, which leads to a decline in education and health of the population.

2. Corruption can directly reduce the amount of services provided by the state: plundering and selling medicines, medical equipment, various kinds of materials and equipment necessary for organizing the educational process is a common practice in most countries of the world. In addition, budget funds allocated for education and health can be misused by the government officials.

3. Corruption worsens the situation with the quality of services provided. For example, when school teacher position is given to an insufficiently competent person for the appropriate payment (a situation quite common in some developing countries), the quality of educational services is reduced.

Corruption, inequality and poverty

Corruption contributes to the increasing public inequality and increase in the number of people living below the poverty line. There is the list of explanations for this.

First, corruption negatively affects the indicators of economic growth, and the smaller the growth, the higher the poverty level.

Secondly, corrupt government officials may not use the budget funds allocated for the implementation of social programs that society really needs. For example, funds allocated for improving the health care system can be invested in another project, since such use of budget funds is more attractive for corrupt civil servants.

Thirdly, a high level of inequality in income distribution, in fact, is a self-sustaining phenomenon: a relatively small proportion of rich people in the society can significantly influence the decision-making process of public authorities (both legislative and executive), and thus contribute to further strengthening of inequality.

Fourth, corruption has a negative impact on public education programs, therefore, people with low incomes

are do not have sufficient opportunities to increase their capital, and, accordingly, the prospects for future income growth [6].

The experts' research confirms the conclusions presented above, they show that corruption affects the incomes of the poorest part of society to a greater extent. The increase in corruption by one standard deviation reduces the income growth of 20% of the poorest members of society by 7.8% per year [7].

The most known statistical indicator of the uneven distribution of income in society, the wages of various population groups is the Gini coefficient. The Gini coefficient varies from 0 to 1 (or 0-100%), The closer its value to zero, the more evenly the income is distributed. The adjusted Gini coefficient for the regions of the world is shown in Fig. 6th.

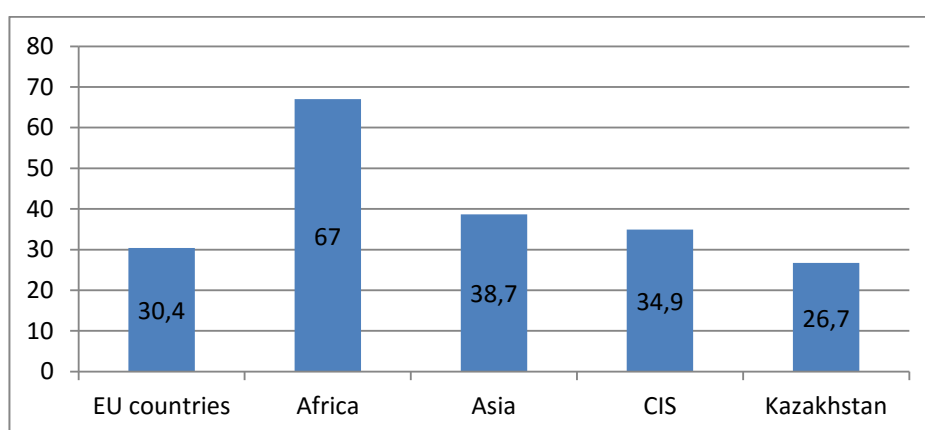


Figure 6. Gini coefficient, %

Source: composed by the authors on the basis of [8]

From the data presented, it can be concluded that countries with the lowest level of perception of corruption (EU countries) have the lowest Gini coefficient, and accordingly the even distribution of income among the population. To a society with high inequality, the Gini coefficient was determined by countries with a high level of corruption - mostly in Africa. Kazakhstan in this rating takes a fairly good position, better than the CIS countries, Asia and Africa.

Conclusion

Summing up the results of the conducted research, it can be concluded that there are stable interconnection and interdependence between the examined socio-economic indicators and the level of perception of corruption in various countries of the world. However, there are countries, where this dependence is not clearly traced.

For example, despite the high level of corruption perception (according to Transparency International estimates), Kazakhstan demonstrates good results in social and economic development, it is sustainable economic growth, increased inflow of foreign investment, improvement of the quality of education and health, and improvement of the people's well-being. These results are confirmed by high positions in the ratings of international organizations, such as theWorld Bank, theWorld EconomicForum, theLegatum Institute and others.

Obviously, this is not the limit point, and there is a huge unrealized potential in socio-economic development in the country. In this regard, further fight against corruption and simultaneously improving the country's position in the rating of the Corruption Perceptions Index may become an additional step that is necessary for the country's further economic growth.

References:

- 1 Transparency International (2016) *Corruption Perceptions Index 2016*. URL:https://www.transparency.org/news/feature/corruption_perceptions_index_2016 (data obrashhenija: 30.08.2017).
- 2 World Economic Forum (2016) *The Global Competitiveness Report 2016-2017*. URL:http://reports.weforum.org/pdf/gci-2016-2017-scorecard/WEF_GCI_2016_2017_Scorecard_GCI.pdf (data obrashhenija: 15.09.2017).
- 3 *Kak s dobrom dobrat'sja* (2015) *Infljacija v stranah mira. Spisok*. URL:<http://kakdobratsyado.ru/inflyatsiya-v-stranah-mira-spisok/> (data obrashhenija: 10.09.2017).

4 *Abed, George T. and Hamid R. Davoodi «Corruption, Structure Reform, and Economic Performance in the Transition Economies», International Monetary Fund Working Paper, WP/00/132.*

5 *Corruption: The Invisible Price Tag on Education, CIET Media Release, October 12, - N.Y.: CIET International.*

6 *Seisen N. Modernization and values: national questions / Kazahskij nacional'nyj pedagogicheskij universitet imeni Abaja: vestnik, Serija «Sociologicheskie i politicheskie nauki», №2(58), 2017, - S. 21-26.*

7 *Gupta, Sanjeev, Hamid Davoodi, and Erwin Tiongson, «Corruption and the Provision of Health Care and Education Services», International Monetary Fund Working Paper, 2000, WP/00/116.*

8 *The World Only (2016). Neravenstvo v cifrah. Indikatory sostojaniya mira. Kojefficient Dzhini. URL: <http://theworldonly.org/neravenstvo-v-tsifrah-indikatory-sostoyaniya-mira-koeffitsient-dzhini> (data obrashhenija: 02.09.2017).*

МРНТИ 04.51.65

Б.И. Иманбекова¹

¹*саяси ғылымдарының докторы, Қазақ Мемлекеттік Қыздар Педагогикалық Университетінің қоғамдық-гуманитарлық пәндер кафедрасының меңгерушісі*

Алматы қ., Қазақстан

imanbekova.66@mail.ru

ӘЛЕУМЕТТІК ЖҰМЫС МЕНЕДЖМЕНТІНІҢ КЕЙБІР МӘСЕЛЕЛЕРІ

Аңдатпа

Бұл мақалада әлеуметтік жұмыстың мамандық ретінде дамуымен қалыптасуы және қоғамдағы орнымен рөлі қарастырылған. Әлеуметтік жұмыстың теориялық тұрғыдан зерттелуімен қатар қолданыстағы функционалдык қызметі мен практикалық өзіндік ерекшеліктері талданған. Сондай-ақ мақалада ХХІ ғасырдағы әлеуметтік жұмыс менеджментінің көп қырлы екендігіне, қоғамдағы әлеуметтік қызмет көрсету саласының ауқымы кең екендігіне, әлеуметтік қызметкерлерге қойылатын заманауи талаптармен міндеттерінде күрделілігіне жете тоқталған. Жахандану жағдайында әлеуметтік жұмыс мамандығының өзектілігі артып, жылдан жылға қоғамдық қажеттілікке ие болып әр салада жаңа кәсіби қызмет түрлерінің жаңа бағыттарының пайда болғандығы айтылады.

Түйін сөздер әлеуметтік жұмыс, әлеуметтік қызметкер, креативті, жаңғыру, қоғам, адам, мүмкіндігі шектеулі адамдар, жаңа технологиялар

Б.И. Иманбекова¹

¹*доктор политических наук, ЖенПУ*

г. Алматы, Казахстан

НЕКОТОРЫЕ ВОПРОСЫ МЕНЕДЖМЕНТА СОЦИАЛЬНОЙ РАБОТЫ

Аннотация

В данной статье рассматривается становление и развитие социальной работы как специальности и ее значение и роль в обществе. Несмотря на изученность социальной работы с точки зрения теории, отмечаются особенности функциональных задач и практического применения. Таким образом, автор акцентирует внимание на том, что в 21 веке менеджмент социальной работы разносторонен, широк спектр оказания социальных услуг в обществе, сложны современные задачи, которые ставятся перед социальными работниками. В условиях глобализации специальность социальной работы оправдывая свою актуальность, из года в год, выполняя все новые важнейшие общественные задачи, вбирает с каждой сферы общества новые направления деятельности. В данной статье также рассматриваются виды и сферы деятельности социальных работников. К примеру делятся на социальный педагог-психолог, этнолог, социальный аниматор, специализированный социальный работник, социальный работник работающий с мигрантами, с детьми девиантными поведением, также с детьми группы риска, пенитенциарных учреждениях и т.д.

Ключевые слова: социальная работа, общество, модернизация, социальная стратификация, социальные задачи, социальное партнерство